



Your Company Name
 123 Company Lane - New York, NY 12345
 Tel. (123) 456-7890 - Fax. (123) 456-7890

DRIVER'S VEHICLE INSPECTION REPORT

CARRIER: _____ LOCATION: _____

DRIVER: _____ DATE OF POST-TRIP: _____ ODOMETER READING: _____

TRUCK/TRACTOR NO.: _____ TRAILER(S) NO.(S): _____

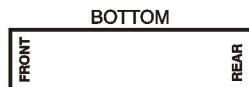
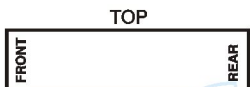
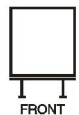
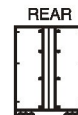
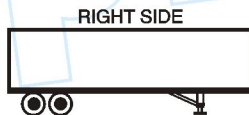
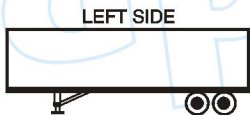

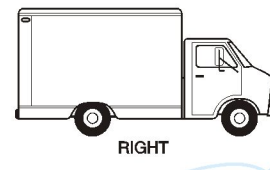
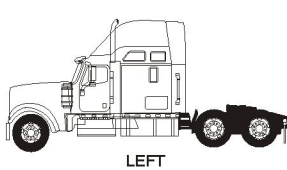
CHECK ANY DEFECTIVE ITEM AND GIVE DETAILS UNDER "REMARKS"

Prt = Pre-Trip, Pot = Post-Trip, RR = Requires Repair

TRUCK/TRACTOR				TRAILER											
Prt	Pot	RR		Prt	Pot	RR		Prt	Pot	RR		Prt	Pot	RR	
<input type="checkbox"/>	<input type="checkbox"/>	<input type="checkbox"/>	Air Compressor	<input type="checkbox"/>	<input type="checkbox"/>	<input type="checkbox"/>	Front Axle	<input type="checkbox"/>	<input type="checkbox"/>	<input type="checkbox"/>	Safety Equipment	<input type="checkbox"/>	<input type="checkbox"/>	<input type="checkbox"/>	Brake Connections
<input type="checkbox"/>	<input type="checkbox"/>	<input type="checkbox"/>	Air Lines	<input type="checkbox"/>	<input type="checkbox"/>	<input type="checkbox"/>	Fuel Tanks	<input type="checkbox"/>	<input type="checkbox"/>	<input type="checkbox"/>	Fire Extinguisher	<input type="checkbox"/>	<input type="checkbox"/>	<input type="checkbox"/>	Brakes
<input type="checkbox"/>	<input type="checkbox"/>	<input type="checkbox"/>	Battery	<input type="checkbox"/>	<input type="checkbox"/>	<input type="checkbox"/>	Generator	<input type="checkbox"/>	<input type="checkbox"/>	<input type="checkbox"/>	Flags - Flares - Fusees	<input type="checkbox"/>	<input type="checkbox"/>	<input type="checkbox"/>	Coupling Devices
<input type="checkbox"/>	<input type="checkbox"/>	<input type="checkbox"/>	Belts and Hoses	<input type="checkbox"/>	<input type="checkbox"/>	<input type="checkbox"/>	Horn	<input type="checkbox"/>	<input type="checkbox"/>	<input type="checkbox"/>	Reflective Triangles	<input type="checkbox"/>	<input type="checkbox"/>	<input type="checkbox"/>	Coupling (King) Pin
<input type="checkbox"/>	<input type="checkbox"/>	<input type="checkbox"/>	Body	<input type="checkbox"/>	<input type="checkbox"/>	<input type="checkbox"/>	Lights	<input type="checkbox"/>	<input type="checkbox"/>	<input type="checkbox"/>	Spare Bulbs and Fuses	<input type="checkbox"/>	<input type="checkbox"/>	<input type="checkbox"/>	Doors
<input type="checkbox"/>	<input type="checkbox"/>	<input type="checkbox"/>	Brake Accessories	<input type="checkbox"/>	<input type="checkbox"/>	<input type="checkbox"/>	Head - Stop	<input type="checkbox"/>	<input type="checkbox"/>	<input type="checkbox"/>	Spare Seal Beam	<input type="checkbox"/>	<input type="checkbox"/>	<input type="checkbox"/>	Hitch
<input type="checkbox"/>	<input type="checkbox"/>	<input type="checkbox"/>	Brakes, Parking	<input type="checkbox"/>	<input type="checkbox"/>	<input type="checkbox"/>	Tail - Dash	<input type="checkbox"/>	<input type="checkbox"/>	<input type="checkbox"/>	Starter	<input type="checkbox"/>	<input type="checkbox"/>	<input type="checkbox"/>	Landing Gear
<input type="checkbox"/>	<input type="checkbox"/>	<input type="checkbox"/>	Brakes, Service	<input type="checkbox"/>	<input type="checkbox"/>	<input type="checkbox"/>	Turn Indicators	<input type="checkbox"/>	<input type="checkbox"/>	<input type="checkbox"/>	Steering	<input type="checkbox"/>	<input type="checkbox"/>	<input type="checkbox"/>	Lights - All
<input type="checkbox"/>	<input type="checkbox"/>	<input type="checkbox"/>	Clutch	<input type="checkbox"/>	<input type="checkbox"/>	<input type="checkbox"/>	Mirrors	<input type="checkbox"/>	<input type="checkbox"/>	<input type="checkbox"/>	Suspension System	<input type="checkbox"/>	<input type="checkbox"/>	<input type="checkbox"/>	Reflectors/Reflective Tape
<input type="checkbox"/>	<input type="checkbox"/>	<input type="checkbox"/>	Coupling Devices	<input type="checkbox"/>	<input type="checkbox"/>	<input type="checkbox"/>	Muffler	<input type="checkbox"/>	<input type="checkbox"/>	<input type="checkbox"/>	Tire Chains	<input type="checkbox"/>	<input type="checkbox"/>	<input type="checkbox"/>	Roof
<input type="checkbox"/>	<input type="checkbox"/>	<input type="checkbox"/>	Defroster/Heater	<input type="checkbox"/>	<input type="checkbox"/>	<input type="checkbox"/>	Oil Level	<input type="checkbox"/>	<input type="checkbox"/>	<input type="checkbox"/>	Tires	<input type="checkbox"/>	<input type="checkbox"/>	<input type="checkbox"/>	Straps
<input type="checkbox"/>	<input type="checkbox"/>	<input type="checkbox"/>	Drive Line	<input type="checkbox"/>	<input type="checkbox"/>	<input type="checkbox"/>	Radiator Level	<input type="checkbox"/>	<input type="checkbox"/>	<input type="checkbox"/>	Transmission	<input type="checkbox"/>	<input type="checkbox"/>	<input type="checkbox"/>	Suspension System
<input type="checkbox"/>	<input type="checkbox"/>	<input type="checkbox"/>	Engine	<input type="checkbox"/>	<input type="checkbox"/>	<input type="checkbox"/>	Rear End	<input type="checkbox"/>	<input type="checkbox"/>	<input type="checkbox"/>	Trip Recorder	<input type="checkbox"/>	<input type="checkbox"/>	<input type="checkbox"/>	Tarpaulin
<input type="checkbox"/>	<input type="checkbox"/>	<input type="checkbox"/>	Exhaust	<input type="checkbox"/>	<input type="checkbox"/>	<input type="checkbox"/>	Reflectors	<input type="checkbox"/>	<input type="checkbox"/>	<input type="checkbox"/>	Wheels and Rims	<input type="checkbox"/>	<input type="checkbox"/>	<input type="checkbox"/>	Tires
<input type="checkbox"/>	<input type="checkbox"/>	<input type="checkbox"/>	Fifth Wheel					<input type="checkbox"/>	<input type="checkbox"/>	<input type="checkbox"/>	Windows	<input type="checkbox"/>	<input type="checkbox"/>	<input type="checkbox"/>	Wheels and Rims
<input type="checkbox"/>	<input type="checkbox"/>	<input type="checkbox"/>	Fluid Levels					<input type="checkbox"/>	<input type="checkbox"/>	<input type="checkbox"/>	Windshield Wipers	<input type="checkbox"/>	<input type="checkbox"/>	<input type="checkbox"/>	Other
<input type="checkbox"/>	<input type="checkbox"/>	<input type="checkbox"/>	Frame and Assembly					<input type="checkbox"/>	<input type="checkbox"/>	<input type="checkbox"/>	Other	<input type="checkbox"/>	<input type="checkbox"/>	<input type="checkbox"/>	Other

MARK CLEARLY ALL DAMAGE OR DEFICIENCIES FOUND BY USING THE FOLLOWING SYMBOL(S):

C = CUT H = HOLE D = DENT BR = BROKEN M = MISSING S = SCRATCH P = PATCHED



REMARKS: _____

CONDITION OF THE ABOVE VEHICLE IS SATISFACTORY

ABOVE DEFECTS CORRECTED

ABOVE DEFECTS NEED NOT BE CORRECTED FOR SAFE OPERATION OF VEHICLE

MECHANIC'S SIGNATURE: _____ DATE: _____

DRIVER'S SIGNATURE UPON COMPLETION OF POST-TRIP

DRIVER'S SIGNATURE: _____ DATE: _____